

# RIM OF THE WORLD UNIFIED SCHOOL DISTRICT

REPORT OF ENROLLMENT AND FIRST  
INTERIM FINANCIAL POSITION

# Purpose of Report - Review data related to:

- Enrollment
- Attendance
- Financial activity
  - July 1, 2018 – October 31, 2018
- Various financial assumptions
- Multi-Year Projections
- Revised Budget Update
- Must be approved by the Governing Board by December 15<sup>th</sup>, certifying the Financial position to the County Office of Education per Education Code: 42130, 42131(a)1

## Acronyms

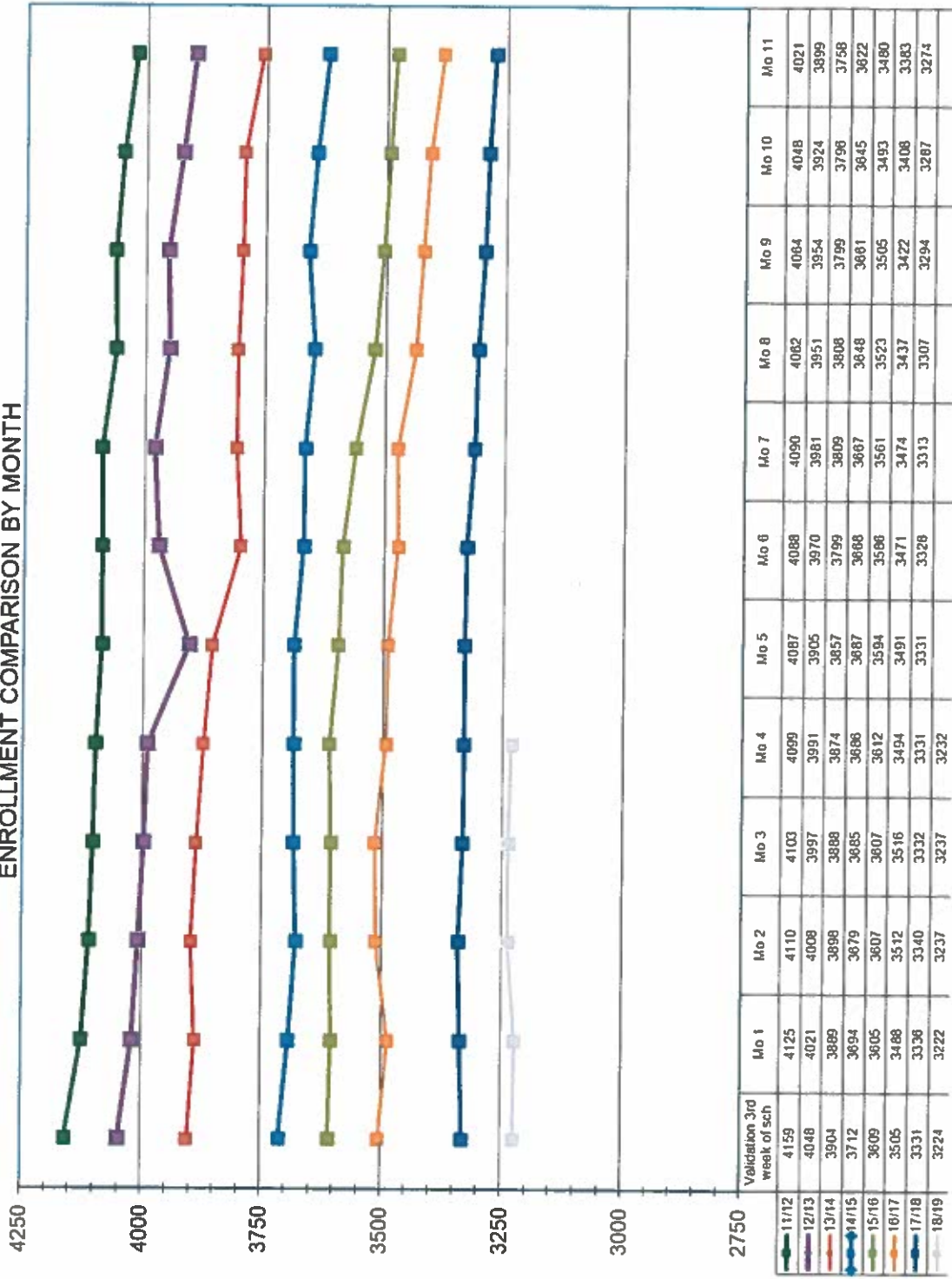
- LCFF – Local Control Funding Formula
- ADA – Average Daily Attendance
- UPP – Unduplicated Pupil Percentage
- MYP – Multi-year projections
- CBEDS – California Basic Educational Data System

## **DISTRICT Goal VI: Budget, Infrastructure, and Resources:**

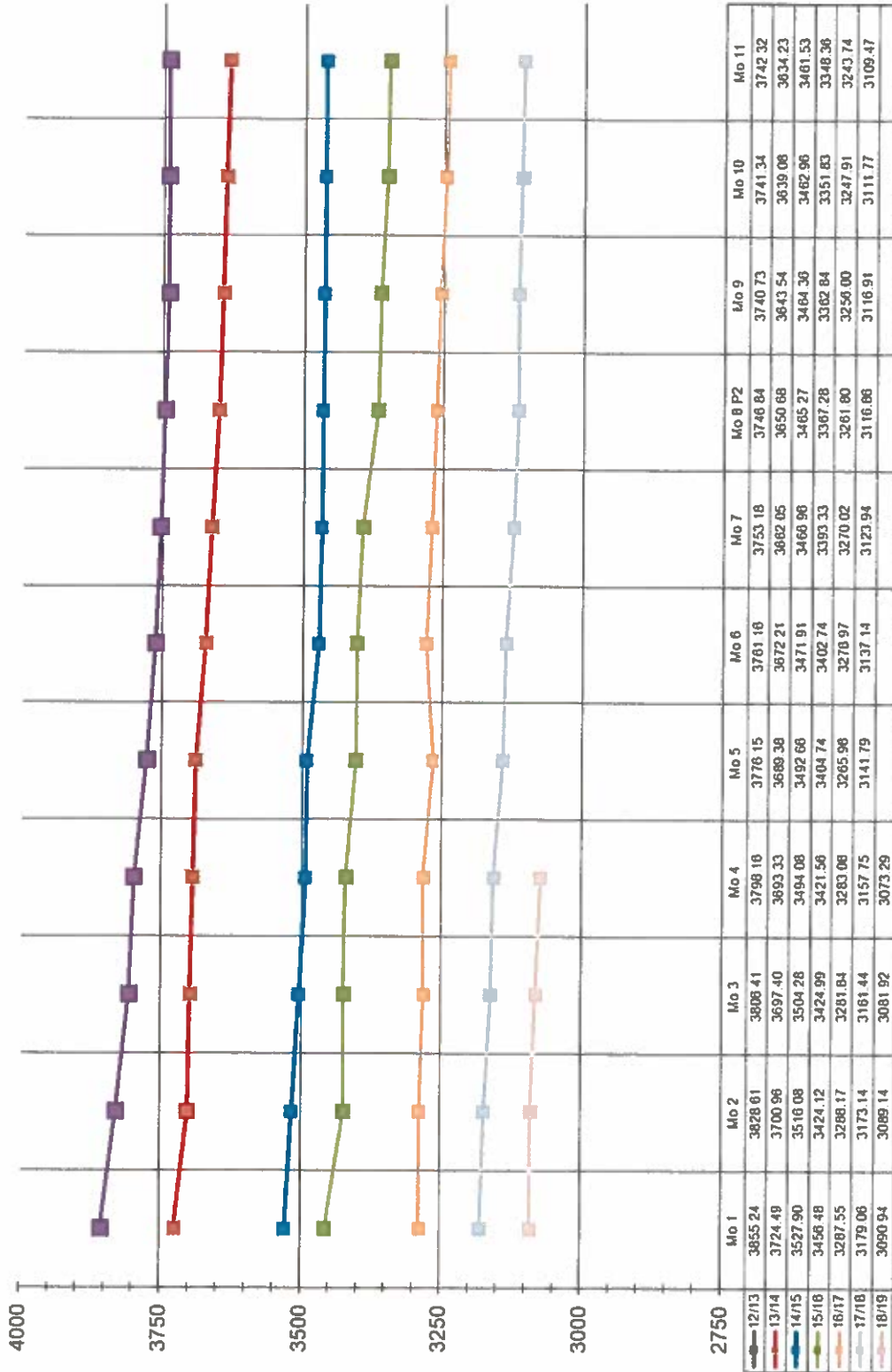
---

The District prioritizes and allocates resources effectively to support all goals while maintaining fiscal responsibility and building sustainability.

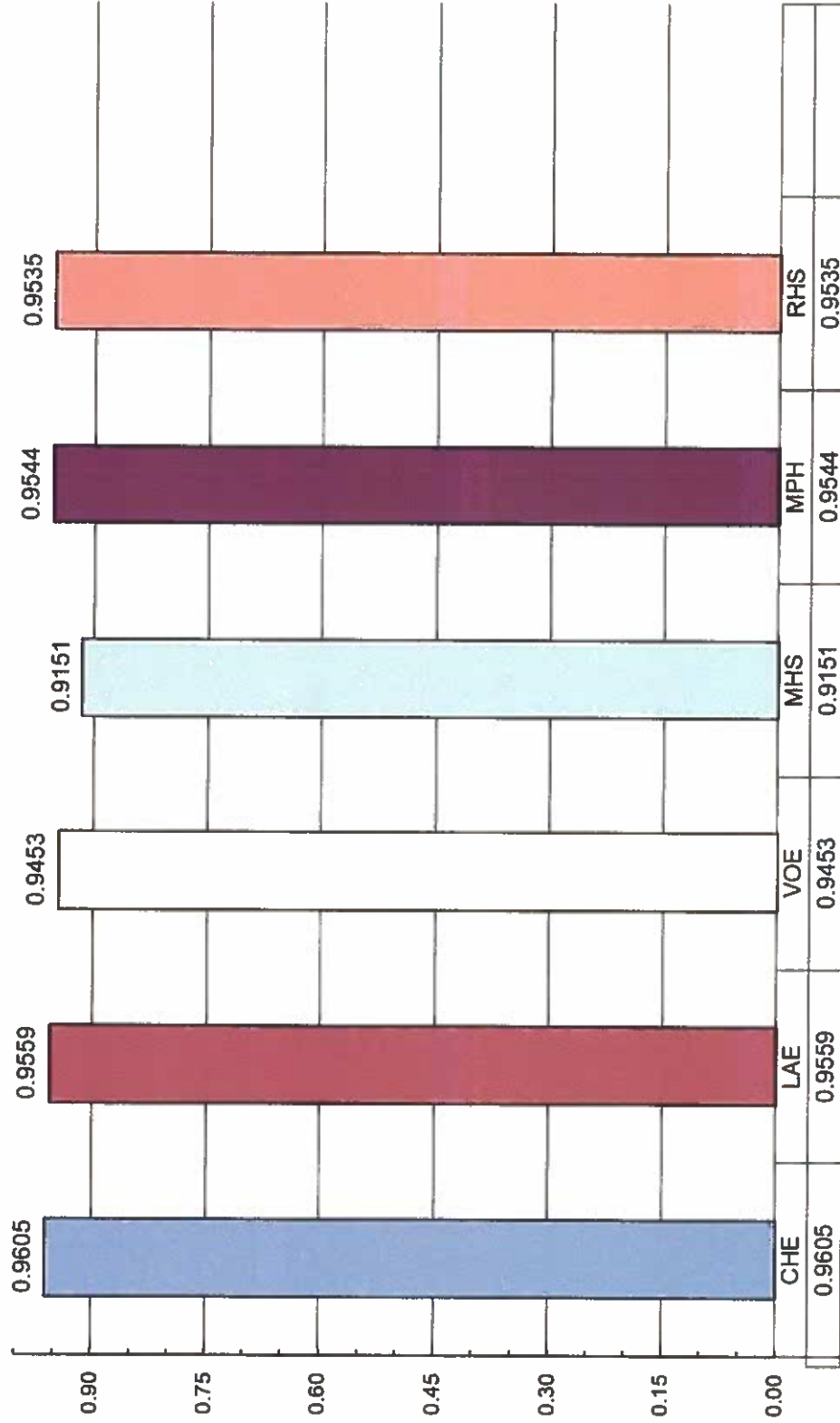
### RIM OF THE WORLD UNIFIED SCHOOL DISTRICT ENROLLMENT COMPARISON BY MONTH



# RIM OF THE WORLD UNIFIED SCHOOL DISTRICT ADA COMPARISON BY MONTH



**ROWUSD ATTENDANCE RATE 18-19  
STRIVE FOR 95  
YTD - Month 4**



## Local Control Funding Formula (LCFF)

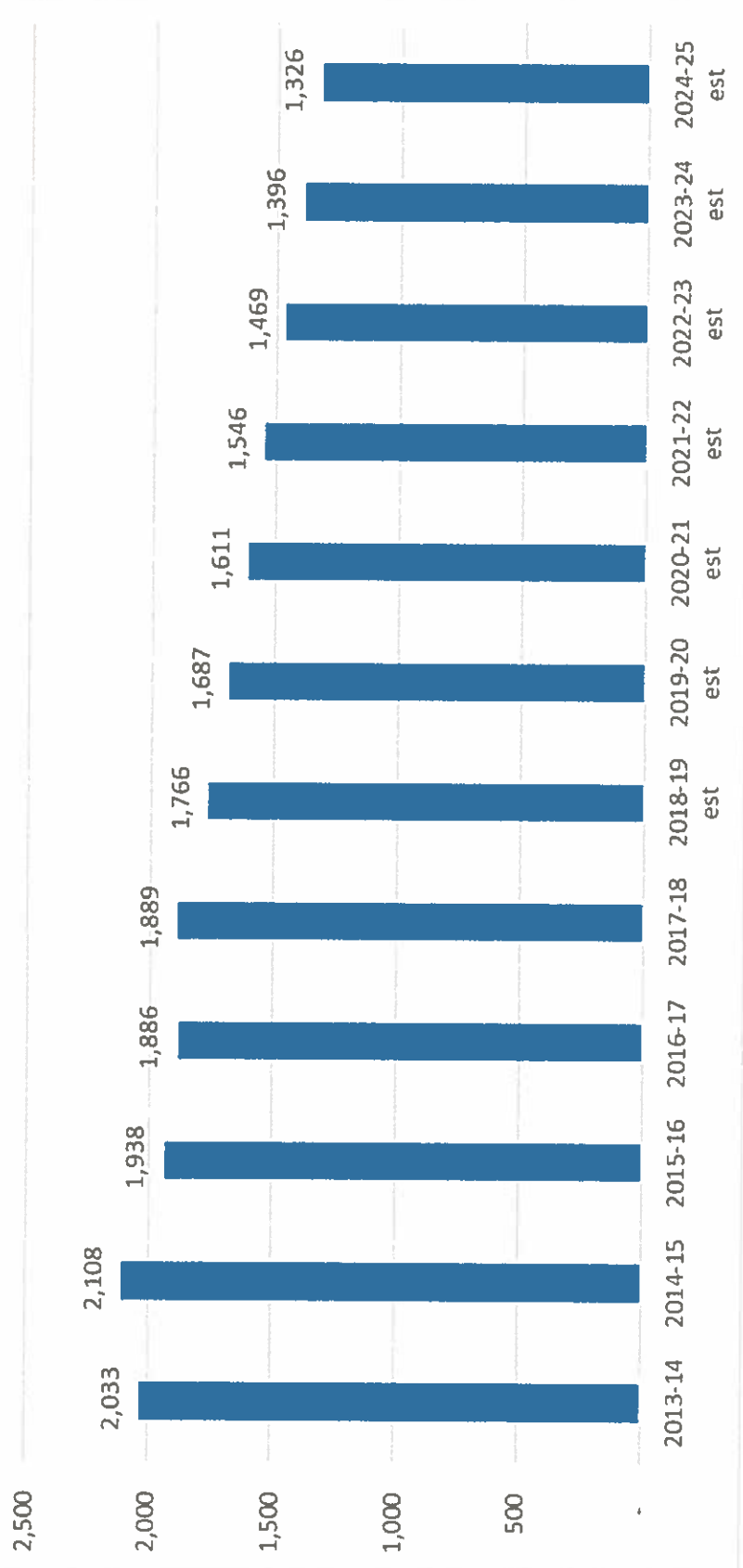
- Governor Brown proposed an 8 year funding model
  - Full implementation was planned by 2020-21. Full implementation is now effective in the 2018-19 fiscal year. The goal was to bring districts to 2007-08 funding levels
    - This does not fund increases in operating costs out of the control of school districts i.e.: STRS and PERS increases
- LCFF is an allocation method to distribute funds to school districts.
  - The allocation of total LCFF dollars are comprised of:
    - A school Districts ADA
    - The percent of students identified as UPP (Low Income, Foster Youth, Homeless and English learner)
    - Grade Span adjustment funds for students in TK-3 and 9-12



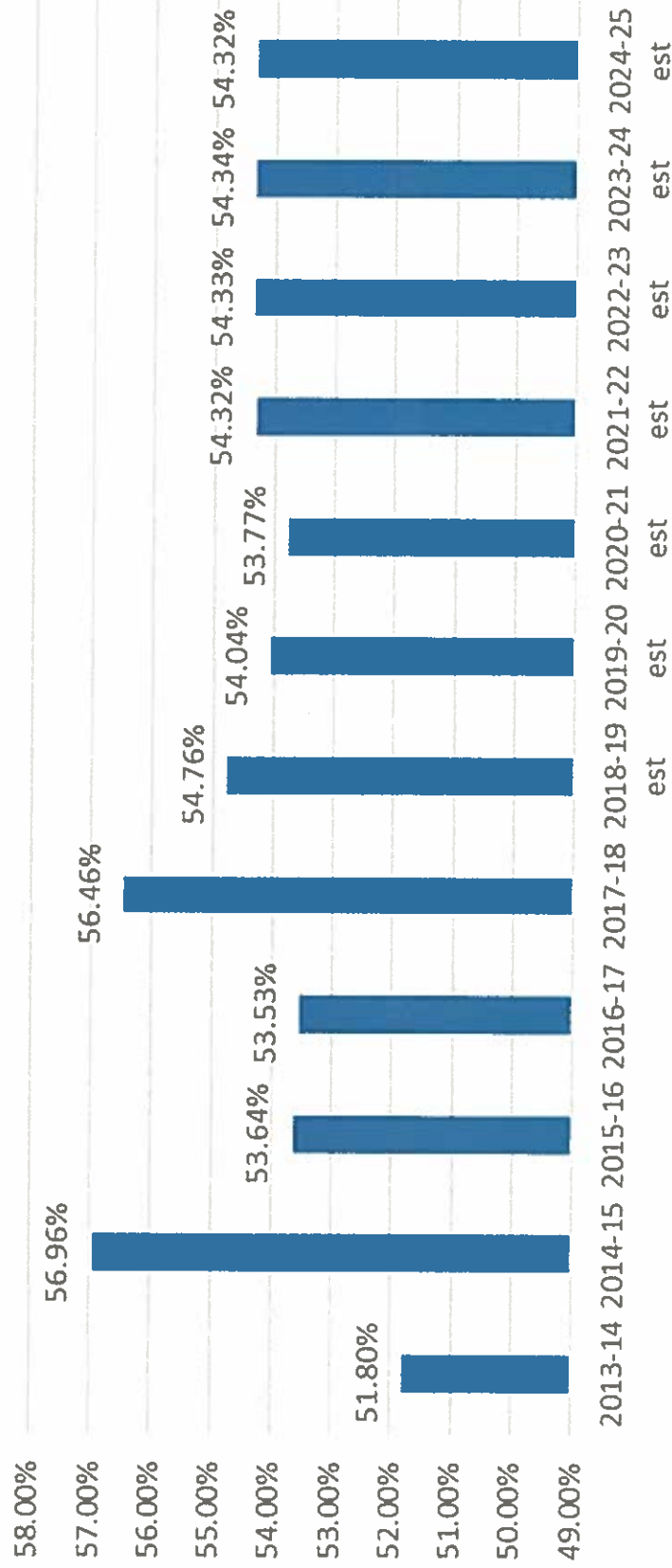
### Rim of the World USD - CBEDS Enrollment



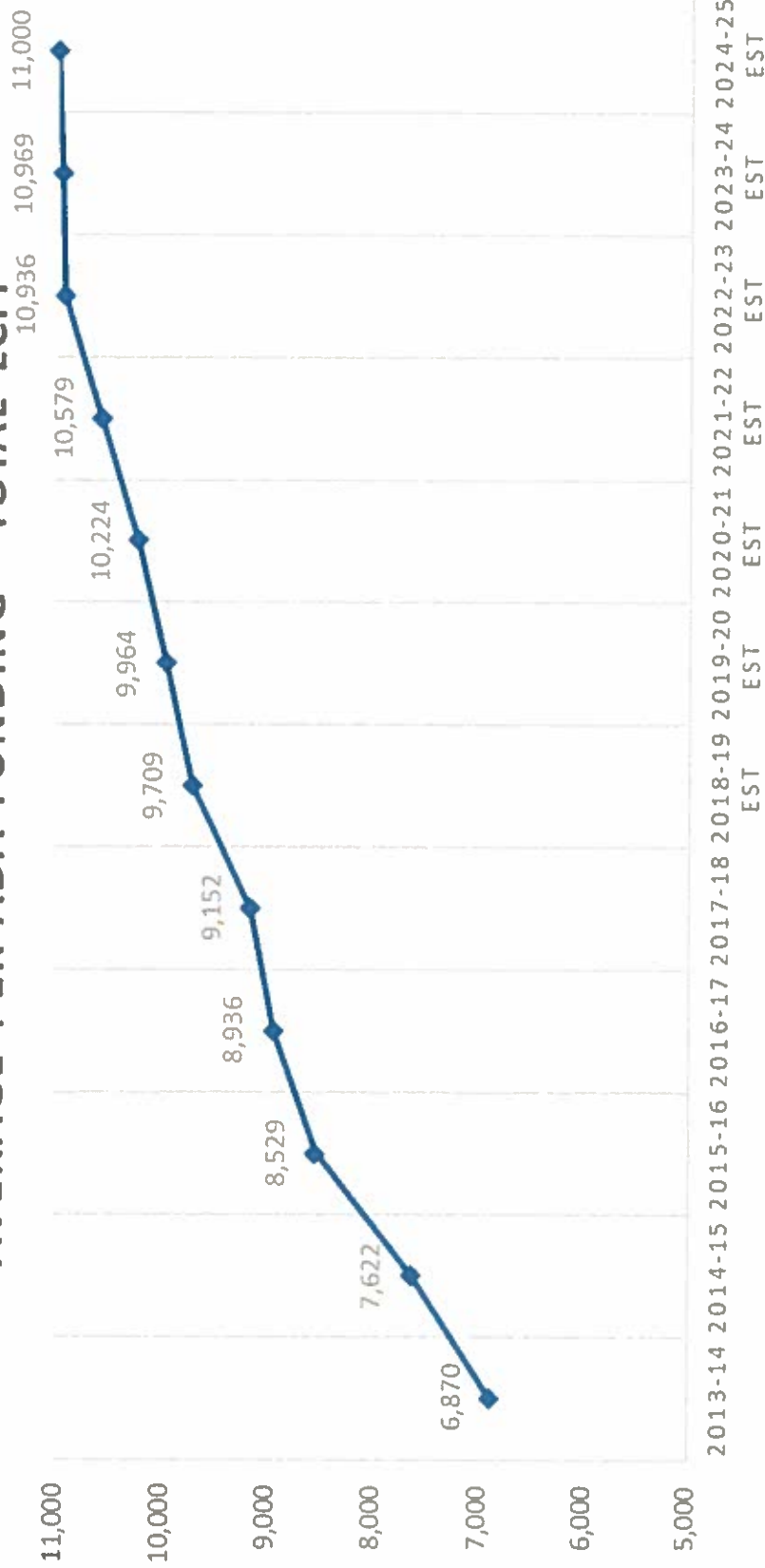
Rim of the World USD - Total Unduplicated Pupil Count - UPP



## Rim of the World USD - UPP %



# AVERAGE PER ADA FUNDING - TOTAL LCFF



	2018-19	Per Funded ADA:	Per Day Funding
Base Grant	25,026,734.00	8,017.77	44.54
Grade Span Adjustment	938,372.00	300.62	1.67
Supplemental Grant	2,850,448.00	913.19	5.07
Concentration Grant	-	-	0.00
Add-ons (Transportation/TIG)	1,490,634.00	477.55	2.65
	30,306,188.00	9,709.13	53.94

## 2018-19 Local Control Funding Formula (LCFF) Funding amounts by grade span.

# Summary of LCFF Revenue:

	2012-13	2013-14	2014-15	2015-16	2016-17	2017-18	2024-25
State Aid	8,431,857.00	12,948,941.00	13,909,448.00	14,260,408.00	13,896,236.00	13,298,333.00	
Categoricals	4,582,096.00	-	-	-	-	-	
EPA (for LCFF Calculation purposes)	4,466,232.00	4,271,695.00	5,208,259.00	4,820,825.00	4,523,561.00	4,549,134.00	
Local Revenue Sources:							
Property Taxes	7,859,150.00	8,686,622.00	8,538,361.00	10,497,787.00	11,859,440.00	12,139,515.00	
TOTAL FUNDING	25,339,335.00	25,907,258.00	27,656,068.00	29,579,020.00	30,279,237.00	29,986,982.00	
Increase (Decrease) from Prior Year		567,923.00	1,748,810.00	1,922,952.00	700,217.00	(292,255.00)	
State Aid	13,832,955.00	13,921,719.00	14,243,045.00	14,619,899.00	14,842,764.00	14,187,497.00	2023-24
Categoricals	-	-	-	-	-	-	2024-25
EPA (for LCFF Calculation purposes)	4,333,718.00	4,084,478.00	3,571,114.00	2,890,274.00	2,141,651.00	1,430,406.00	754,768.00
Local Revenue Sources:							
Property Taxes	12,139,515.00	12,139,515.00	12,139,515.00	12,139,515.00	12,139,515.00	12,139,515.00	12,139,515.00
TOTAL FUNDING	30,306,188.00	30,145,712.00	29,953,674.00	29,649,688.00	29,123,930.00	27,757,418.00	26,449,835.00
Increase (Decrease) from Prior Year	319,206.00	(160,476.00)	(192,038.00)	(303,986.00)	(525,758.00)	(1,366,512.00)	(1,307,583.00)

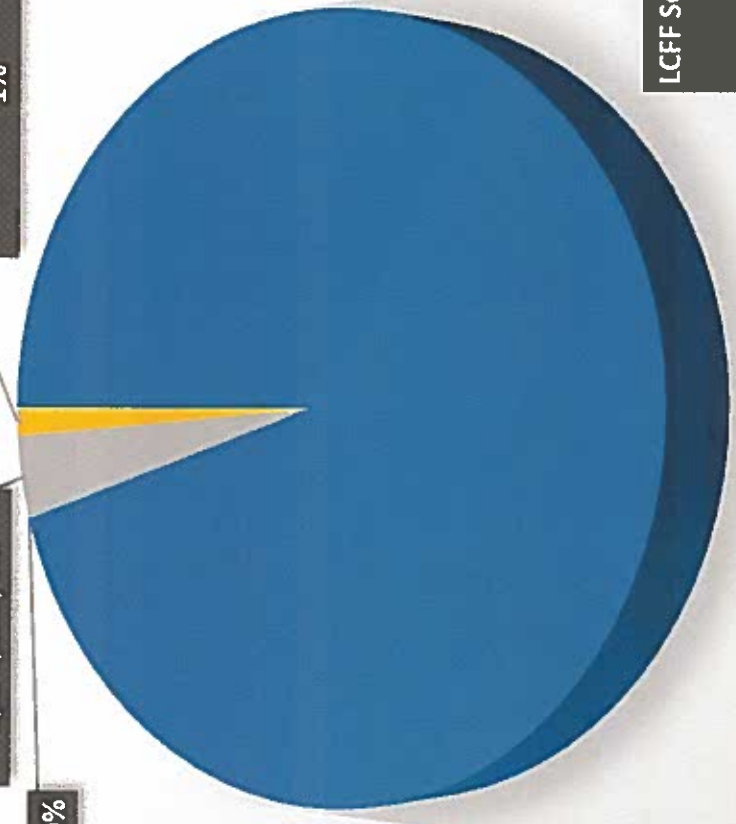
# Revenue summary - Unrestricted

## Rim of the World USD - Unrestricted Revenue

Federal Revenue, - , 0%

Other State Revenue, 1,176,850 , 4%

Local Revenue, 399,420 , 1%



LCFF Sources, 30,306,188 , 95%

- LCFF Sources
- Federal Revenue
- Other State Revenue
- Local Revenue

# Revenue summary - Restricted

## Rim of the World USD - Restricted Revenue





# Cal STRS & Cal PERS rates continue to rise

Rim of the World USD - Retiree STRS & PERS Employer Contribution



# Multi-year Projections

MAJOR CATEGORY OF FUNDING SOURCES AND EXPENDITURES			
Working Budget 2018-19			
	Unrestricted	Restricted	TOTALS
LCFF Sources	30,306,188	-	30,306,188
	-		
Federal Revenue	-	2,322,341	2,322,341
		<i>Major categories: Special Ed, Title I, II, III</i>	
Other State Revenue	1,176,850	1,276,563	2,453,413
		<i>Major categories: One time Mandated Cost funding,</i>	
		<i>Other Special Ed revenue, Lottery, Mental Health funds</i>	
Local Revenue	399,420	1,482,324	1,881,744
		<i>Major categories: Donations, Special Ed funding</i>	
		<i>Transportation fees from individuals</i>	
<b>TOTAL REVENUE</b>	<b>31,882,458</b>	<b>5,081,228</b>	<b>36,963,686</b>

# Multi-year Projections

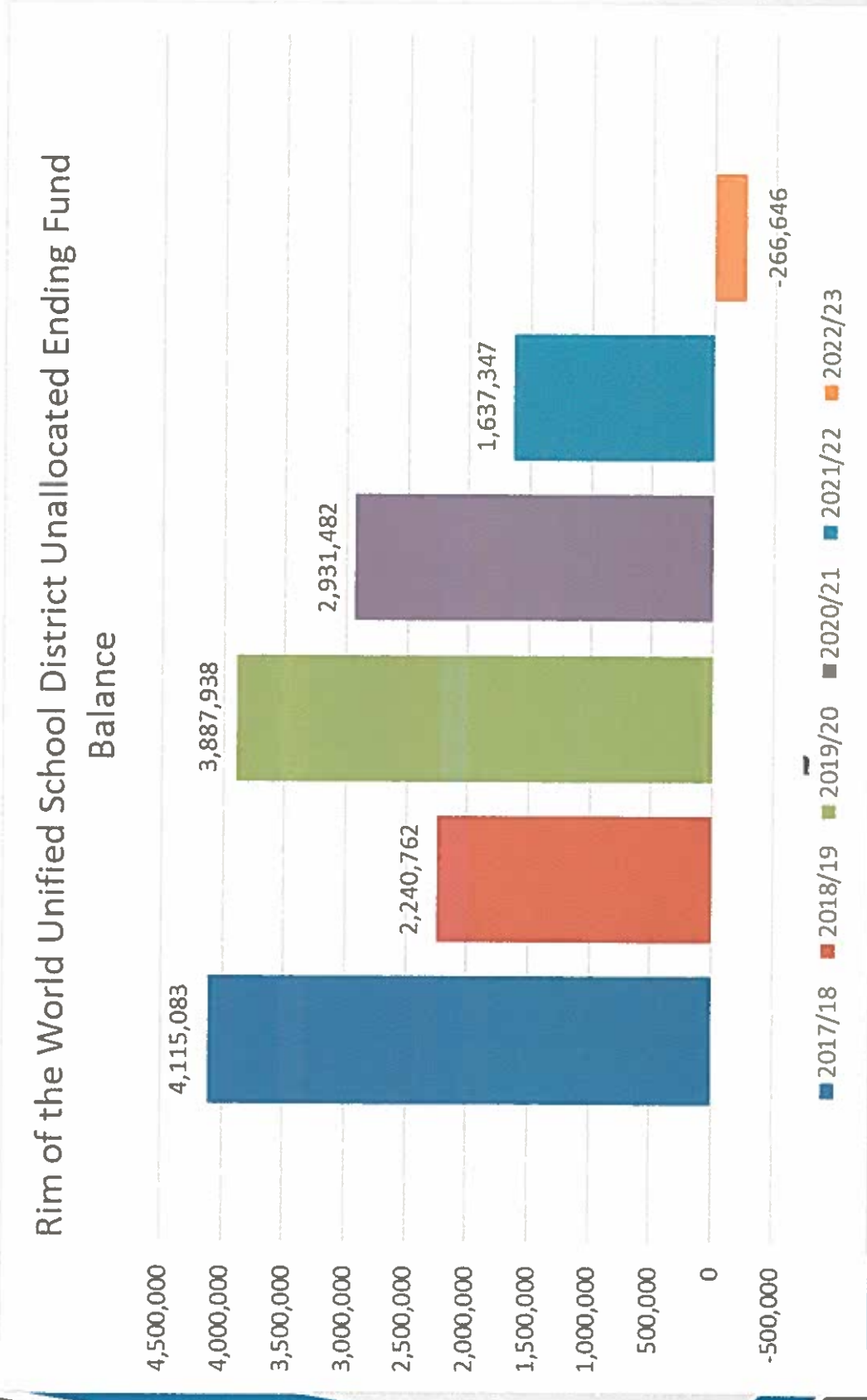
Working Budget 2018-19

	Unrestricted	Restricted	TOTALS	PERCENT OF TOTAL EXPENDITURES
Certificated Salaries				
Teacher Salaries	9,174,155	2,343,308	11,517,463	0.293
Certificated Support	461,828	146,771	608,599	0.016
Certificated Administration	1,297,055	151,703	1,448,758	0.037
	10,933,038	2,641,782	13,574,820	0.346
Classified Salaries				
Instructional Aides	193,949	1,058,497	1,252,446	0.032
Classified Support	2,159,692	370,472	2,530,164	0.064
Classified Supervisor/other support	1,476,336	159,915	1,636,251	0.042
Clerical/other office	242,449	14,379	256,828	0.007
	4,072,426	1,603,263	5,675,689	0.145
Employee Benefits	6,159,357	1,759,620	7,918,977	0.202
Retiree Benefits/Incentive	1,922,330	-	1,922,330	0.049
	8,081,687	1,759,620	9,841,307	0.251
				<b>0.741</b>
Books and Supplies	1,262,975	2,139,429	3,402,404	
Services, Contracted services and Utilities	2,943,514	3,654,544	6,598,058	
	4,206,489	5,793,973	10,000,462	0.255
Contributions:				
Special Education	2,783,175	(2,783,175)	-	
Routine Repair and Maintenance	1,466,793	(1,466,793)	-	
Cafeteria	159,566		159,566	0.000
<b>Total Expenditures</b>	<b>31,703,174</b>	<b>7,548,670</b>	<b>39,251,844</b>	<b>0.996</b>
<b>(Deficit)/Surplus</b>	<b>179,284</b>	<b>(2,467,442)</b>	<b>(2,288,158)</b>	<b>19</b>

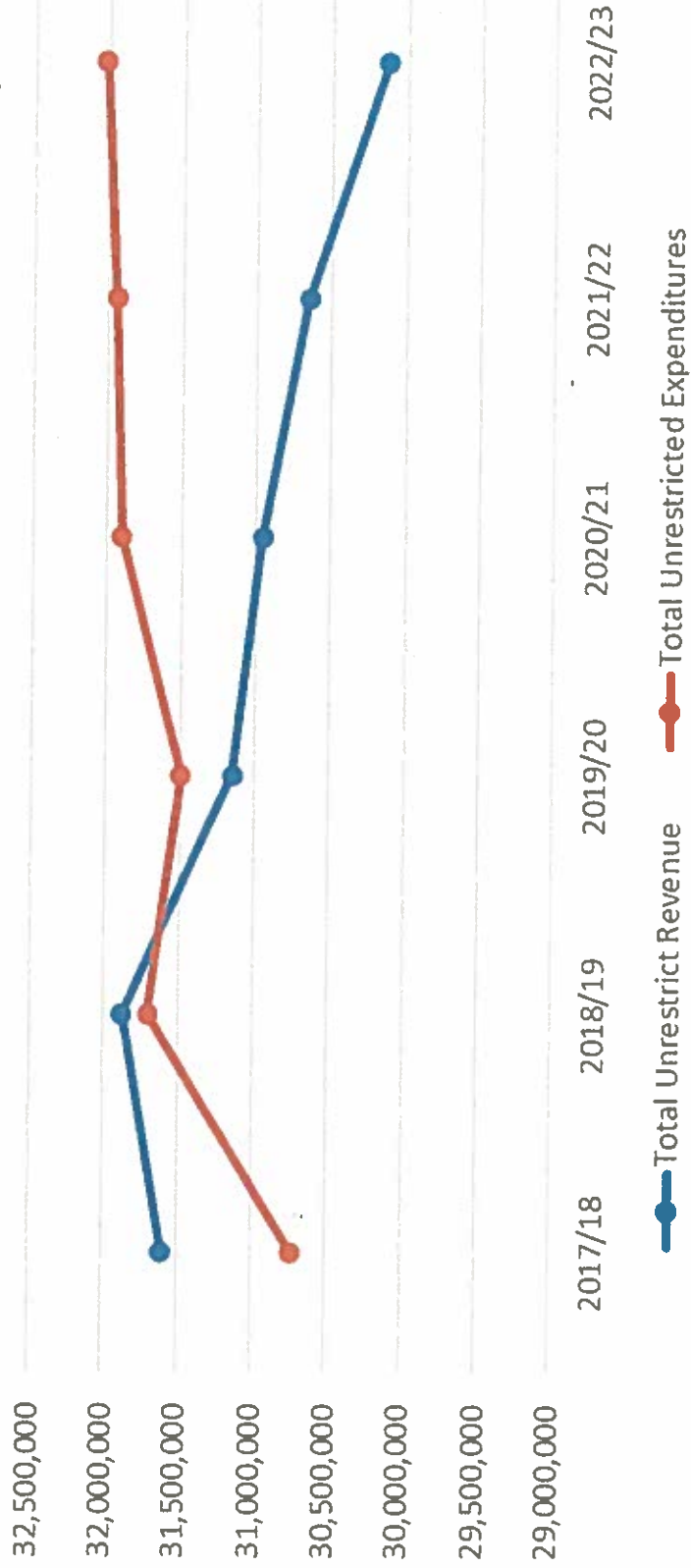
# Multi-year Projections

	Working Budget 2018-19		
Beginning Fund Balance	6,252,230	2,477,289	8,729,519
Ending Fund Balance	6,431,514	9,848	6,441,362
3% Minimum Reserve	1,177,555	-	
Other Reserves	911,415	-	
	2,088,970	-	
<b>FUND BALANCE CARRYOVER TO NEXT YEAR</b>	<b>4,342,544</b>	<b>9,848</b>	
<b>FUND BALANCE CARRYOVER FROM PRIOR YEAR BEFORE RESERVES - UNRESTRICTED ONLY</b>			
<b>2019-20</b>			
Beginning Fund Balance (before reserves)	6,431,513.77	Notes:	
Unrestricted Revenues	31,148,096.00	STRS/PERS Inc	386,994.00
Unrestricted Expenditures	27,086,337.00	H/W Inc	213,183.00
Contributions to Restricted Programs	4,409,534.00	Step Col	233,525.00
(Deficit)/Surplus	(347,775.00)	One-time funds	(573,886.00)
		LCFF - DECREASE	(160,476.00)
3% Minimum Reserve	1,097,159.00		
Other Reserves *	1,098,642.00		
	2,195,801.00		
<b>FUND BALANCE CARRYOVER TO NEXT YEAR</b>	<b>3,887,938</b>		
<b>2020-21</b>			
Beginning Fund Balance (before reserves)	6,083,738.77	Notes:	
Unrestricted Revenues	30,956,058.00	STRS/PERS Inc	282,578.00
Unrestricted Expenditures	27,265,007.00	H/W Inc	284,601.00
Contributions to Restricted Programs	4,640,099.00	Step Col	242,737.00
(Deficit)/Surplus	(949,048.00)	LCFF - DECREASE	(192,038.00)
		One time funds	-
3% Minimum Reserve	1,104,567.00		
Other Reserves *	1,098,642.00		
	2,203,209.00		
<b>FUND BALANCE CARRYOVER TO NEXT YEAR</b>	<b>2,931,482</b>		

# Multi-year Ending Fund Balance – assumes current spending and revenue



# Rim of the World Unified School District Deficit Spending



## Next steps:

- Continue to monitor enrollment and attendance; continue with attendance incentives
- Governors January budget proposal for 2019-20; Unknown changes due to new leadership
- Multi-year assumptions will be revised as our situation changes
- The District will continue to collaborate with employees regarding funding scenarios for the current and future years